


Parents in the Know

Summer Reading

Summer Success

There are many things that you can do to help ensure that your child has both an enjoyable and educational summer.

- 1. Summer Programs:** Consider enrolling your child in a summer program. Many park districts and schools have programs for children that are both fun and educational.
- 2. Summer Preview:** Spend some time over the summer reviewing math and reading skills. And, ask your child's teacher about things that he should be working on to prepare him for the next year.
- 3. Practical Practice:** Practice reading and math skills with your child during your daily routine. Let your child count the change at the store, measure food when cooking, and read the menu aloud when you are out.
- 4. Enjoy the Outdoors:** Take advantage of the wonderful weather. Limit your child's T.V. and video game time.
- 5. Keep on Schedule:** Try to keep your children on schedule. This helps ensure that children are getting the proper amount of sleep and activity each day.



Based on: National Center for Summer Learning, "How to Make the Most of Summer", <http://www.readingrockets.org/article/31596>

Poetry Corner

Poetry can be a fun way to encourage your child's fluency. Some fun summer poetry books include:

I Hope I Don't Strike Out, by Bruce Lansky

What I Did on My Summer Vacation: 40 Funny Poems About Summer Adventures and Misadventures, by Bruce Lansky

Lemonade Sun: And Other Summer Poems, by Rebecca Kai Dotlich

Over in the Pink House: New Jump Rope Rhymes, by Rebecca Kai Dotlich

Taking Learning on the Road

Take advantage of the extra time that you have with your child during the summer to visit some fun, yet educational places.

- * Farm
- * Nature Center
- * Flea Market
- * Lake
- * Local or State Historical Site
- * Museum
- * State Park
- * Farmer's Market
- * Children's Theater Production
- * Historical Society

What Research Says



Many students get behind on their reading skills over the summer. This is called summer reading loss. Summer reading loss is caused, not surprisingly, by students not reading enough over the summer. Research shows that children need to read as few as six books each summer to prevent summer reading loss. The reading achievement of students who do not read at all over the summer can decline by up to three months. This means that these students are beginning the next school year way behind. So, make sure to enjoy some good books this summer with your child!

Based on: Anne McGill-Franzen and Richard Allington, "Bridging the Summer Reading Gap", Scholastic Instructor, http://teacher.scholastic.com/products/instructor/summer_reading.htm

Focus on Summer Reading

Take a Trip to the Library

The library is a wonderful place to visit year round. However, summer programs come alive at the library. Many libraries offer summer reading incentive programs that provide special activities, rewards, and events! Make sure to check out your local library.

To get the most out of your library visit:

1. Take your time. Plan to be at the library for an hour.
2. Help your child choose books by familiar favorites.
3. Encourage your child to explore new books.
4. Let your child choose what she reads.
5. Make sure books chosen are "just right".


To figure out if a book is at the "just right" level, have your child open to a page. Have her hold up a finger each time she comes to a word she doesn't know. If she makes

0-1 errors, the book is too easy.

4-5 errors, the book is too hard.

2-3 errors, the book is "just right!".

Based on: Carol Bainbridge, "How to Make the Most of Visits to the Library With Your Gifted Child", About.com, http://giftedkids.about.com/od/nurturinggiftsandtalents/ht/library_visits.htm



Internet Resources

100 Best Children's Books

<http://www.teachersfirst.com/100books.cfm>

Preschool Book List

<http://www.teachersandfamilies.com/open/psreading.cfm>

Primary Book List

<http://www.teachersandfamilies.com/open/prireading.cfm>

Improving Reading ABCs

Research shows that improving reading skills and avoiding summer reading loss is as simple as ABC.

Access: Make sure that your child has access to books!

Books: Students need access to books at their reading level.

Comprehension: Spend time talking to your child about what she is reading. It is important to ask your child questions to ensure that he is reading a book at the right level.

Based on: "How to Make Summer Reading Effective", National Center for Summer Learning, Research in Brief, <http://www.summerlearning.org/media/researchandpublications/ResearchBrief03FINAL9.10.08Kim.pdf>

Caldecott Award Winners

The Caldecott Award is given each year to an illustrator of an outstanding picture book. The winners for the past 10 years are:

The House in the Night, by Susan Marie Swanson

The Invention of Hugo Cabret, by Brian Selznick

Flotsam, by David Wiesner

The Hello, Goodbye Window, by Norton Juster

Kitten's First Full Moon, by Kevin Henkes

The Man That Walked Between the Towers, by Mordicai Gerstein

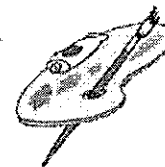
My Friend Rabbit, by Eric Rohmann

The Three Pigs, by David Wiesner

So You Want to be President?, by Judith St. George

Joseph Had a Little Overcoat, by Simms Taback

Snowflake Bentley, by Jacqueline Briggs Martin



*"So please, oh PLEASE, we beg, we pray,
Go throw your TV set away
And in its place you can install,
A lovely bookshelf on the wall."*

~ Roald Dahl, Charlie and the Chocolate Factory

Learning on the Road

Summer is a great time to hit the road. Many families take road trips to enjoy our beautiful country. Visiting historic places across our country is a wonderful and memorable experience for children. To make the time go by, try the following games.

Supermarket: Take turns coming up with items you can find at the supermarket that begin with letters of the alphabet.

Group Storytelling: Choose a topic to tell a story about. Then, take turns letting everyone add details.

Scavenger Hunt: Make a list of items your child and you will look for on the road. See how many you can find.

Word Watch: Have your child write down words from billboards, signs, and other things you pass. When he reaches 20 words, write silly sentences, a story, or poem with as many as you can.

Who Am I?: Give your child clues about a famous person and see how quickly he can identify the figure.

Rhyme Time: Choose a word and take turns coming up with words that rhyme with it.

Images provided by clipart.com

Based on: "27 Free Games to Keep Your Kids Entertained on a Road Trip", TravelHacker, <http://www.airlinecreditcards.com/travelhacker/27-free-games-to-keep-your-kids-entertained-on-a-road-trip/>